



HANCOCK COUNTY

MISSISSIPPI

 **46,653**
POPULATION

0.9% POPULATION ANNUAL AVERAGE
GROWTH RATE 




WORKFORCE


20,719 WORKFORCE
15,001 TOTAL EMPLOYED IN COUNTY
6.4% UNEMPLOYMENT RATE
(Seasonally Adjusted)


AVERAGE
COMMUTE TIME
 **29.6**
MINUTES

AVERAGE WAGE
\$49,081
AVERAGE MANUFACTURING WAGE
\$80,044

COST OF LIVING INDEX

HANCOCK COUNTY		101.0
GULFPORT-BILOXI MSA		91.3
MISSISSIPPI		83.7
U.S. = 100		

 **\$47,543**
MEDIAN HOUSEHOLD INCOME

 **17.9%**
POVERTY RATE

RIGHT TO WORK STATE

3.1%
private union membership in county

\$1.7 BILLION

GROSS DOMESTIC PRODUCT

Manufacturing contributed 11.9% to the 2019 Gross Domestic Product (GDP) of the county. The largest contributing sector was Public Administration.

LARGEST INDUSTRY CLUSTERS

				
PUBLIC ADMINISTRATION	CHEMICAL	COAL/OIL/POWER	UTILITIES	MACHINERY MANUFACTURING

MAJOR EMPLOYERS

			# OF EMP
United States Department of the Navy	Stennis Space Center, MS	U.S. Military - Navy	1,984
NASA Shared Services/SSC	Stennis Space Center, MS	Services	819
Syncom Space Systems	Stennis Space Center, MS	Services	635
NCCIPS/NSSC-Dept. of Human Services	Stennis Space Center, MS	Computer related services	240
Jindal Tubular	Pearlington, MS	Manufacturing	158

Data Sources: JobsEQ and ESRI; retrieved January 2021. Data points range from 2019-2020.